Surname	Centre Number	Candidate Number
First name(s)		0

GCSE

3603U10-1

S25-3603U10-1

WEDNESDAY, 18 JUNE 2025 – MORNING

DESIGN AND TECHNOLOGY
Unit 1
PRODUCT DESIGN

2 hours

For Examiner's use only		
Question	**Maximum Mark**	**Mark Awarded**
1.	**10**	
2.	**10**	
3.	**25**	
4.	**15**	
5.	**20**	
6.	**20**	
Total	**100**	

3603U101
01

ADDITIONAL MATERIALS

In addition to this examination paper, you will need a calculator.

INSTRUCTIONS TO CANDIDATES

Use black ink or black ball-point pen. Do not use gel pen or correction fluid.

You may use a pencil for graphs and diagrams only.

Write your name, centre number and candidate number in the spaces at the top of this page.

Answer **all** questions.

Write your answers in the spaces provided in this booklet. If you run out of space, use the additional page(s) at the back of the booklet, taking care to number the question(s) correctly.

INFORMATION FOR CANDIDATES

The number of marks is given in brackets at the end of each question or part-question. You are advised to divide your time accordingly.

The total number of marks available is 100.

You are reminded of the need for good English and orderly, clear presentation in your answers.

The quality of your written communication, including appropriate use of punctuation and grammar, will be assessed in your answer to question **5**(c).

JUN253603U10101

© WJEC CBAC Ltd.

Examiner only

Answer **all** questions.

1. The images below show how a sports footwear manufacturer has changed the way trainers are packaged.

(a) Using **two** of the Six Rs of sustainability, identify how designers have made effective changes to previous methods of packaging trainers. 2 x [2]

R .....

.....

.....

.....

R .....

.....

.....

.....

© WJEC CBAC Ltd.

Examiner only

(b) The logo shown is part of the sports footwear manufacturer's policy for producing the new packaging.

(i) State what this logo represents: ..... [1]

(ii) Explain why this may be important to the consumer of the trainers. [2]

.....

.....

.....

(c) Explain the effect the new packaging has on the manufacturer's ecological footprint. [3]

.....

.....

.....

.....

.....

3603U101 03

© WJEC CBAC Ltd.

Examiner only

2. The kitchen product pictured below has been developed to help cut vegetables during food preparation.

(a) Describe how the designer could use CAD (Computer Aided Design) when developing the kitchen product. [2]

.....

.....

.....

(b) A one-off prototype of the kitchen product is produced. Explain what the designer would do with this prototype prior to launching full-scale production. [3]

.....

.....

.....

.....

.....

Prior to selling the kitchen product in the UK, the manufacturer must achieve approval in the form of the CE mark.

(c) Explain what this means to the consumer of the kitchen products. [2]

.....

.....

.....

© WJEC CBAC Ltd.

Examiner only

(d) Describe how the Consumer Rights Act protects the customer purchasing the kitchen product. [3]

.....

.....

.....

.....

.....

3603U101 05

© WJEC CBAC Ltd.

Examiner only

3. The images below show a miniature smartphone tripod stick.

- Three legs unfold as a stand from the handle
- Universally compatible smartphone holder
- Extendable selfie stick with bluetooth remote controller

(a) (i) Explain why the tripod stick can be classed as miniature. [2]

.....

.....

.....

(ii) Give **two** different reasons why an aluminium alloy is a suitable material for the telescopic body of the tripod stick. 2 x [2]

Reason 1: .....

.....

.....

Reason 2: .....

.....

.....

© WJEC CBAC Ltd.

Examiner only

(iii) The aluminium alloy has been spray painted for a chrome effect. Describe why this is a suitable finish. [3]

.....

.....

.....

(b) The symbol below is found on each of the three legs of the tripod stick.



State the name of the material that bears this symbol and describe the properties that make this material suitable for the three legs of the tripod stick. [4]

3603U101 07

.....

.....

.....

.....

.....

© WJEC CBAC Ltd.

Examiner only

(c) The smartphone is held securely using a spring-loaded catch as shown below.

Explain how the spring-loaded catch functions. [3]

.....

.....

.....

.....

.....

.....

© WJEC CBAC Ltd.

Examiner only

(d) The tripod stick is supplied with standardised fittings as shown below.

Explain the benefits that using standardised fittings brings to **both** the manufacturer and end user of the tripod stick. [4]

.....

.....

.....

.....

.....

.....

(e) The manufacturer uses a fully automated continuous production system to produce the tripod stick. Explain how this may create winners and losers. [5]

.....

.....

.....

.....

.....

.....

.....

.....

3603U101 09

© WJEC CBAC Ltd.

Examiner only

4. Many homeowners are now being encouraged to install electric car charging points as shown below.



(a) Explain **two** major problems that occur as a result of the high numbers of petrol and diesel powered vehicles on UK roads. 2 x [2]

Problem 1: .....

.....

.....

Problem 2: .....

.....

.....

(b) Most electric cars are able to travel at least 100 miles, with some of the more modern electric cars accessing a range of 250 miles per charge. Describe the effect this might have on consumers considering purchasing a 'greener' car. [4]

.....

.....

.....

.....

.....

.....

© WJEC CBAC Ltd.

Examiner only

(c) The UK Government will stop the production and sale of all petrol and diesel vehicles in the UK by 2035. Explain the pressures this places on most production car manufacturers. [4]

.....

.....

.....

.....

.....

.....

.....

(d) Describe how the charging of electric cars needs to be designed to ensure the National Grid can cope with the energy demand. [3]

.....

.....

.....

.....

.....

© WJEC CBAC Ltd.

Examiner only

5. Study the images of modern sports products shown below.

(a) Analyse how the performance of modern sports equipment has improved as a result of the use of composite materials. [5]

.....

.....

.....

.....

.....

.....

.....

.....

(b) Analyse the importance of Health and Safety practices when producing prototypes in a school workshop. [5]

.....

.....

.....

.....

.....

.....

.....

.....

© WJEC CBAC Ltd.

Examiner only

(c) Evaluate why user feedback is so critical when producing innovative and creative products such as the modern sports products shown. [10]

Marks will be awarded for the content of the answer and the quality of written communication.

.....

.....

.....

.....

.....

.....

.....

.....

.....

.....

.....

.....

.....

.....

.....

© WJEC CBAC Ltd.

Examiner only

6. The headlamp below has been produced to allow users to wear a light source for a range of activities.



(a) (i) The headlamp is sold as a blister pack. Describe the meaning of the term 'blister pack'. [2]

.....

.....

.....

(ii) Explain the role of the two card layers in the blister pack. [3]

.....

.....

.....

.....

.....

© WJEC CBAC Ltd.

Examiner only

(iii) Describe **two** properties of PET (Polyethylene Terephthalate) that make it suitable for the two plastic components in the blister pack. 2 x [2]

Property 1: .....

.....

.....

Property 2: .....

.....

.....

(b) The blister pack has been designed to include a '**Try Me**' feature as shown.



Explain how the '**Try Me**' feature benefits both the manufacturer and the consumer of the headlamp. [4]

.....

.....

.....

.....

.....

.....

© WJEC CBAC Ltd.

Examiner only

(c) The headlamp body has been designed with an adjustable hinge using an M4 nut and 30 mm long M4 bolt as shown below.

(i) Explain what is meant by the term M4. [2]

.....

.....

.....

© WJEC CBAC Ltd.

Examiner only

(ii) The M4 nut and bolt are counterbored into the hinge. Using notes and sketches below, explain how this has been achieved. [5]

END OF PAPER

© WJEC CBAC Ltd.

Question number	Additional page, if required. Write the question number(s) in the left-hand margin.	Examiner only

© WJEC CBAC Ltd.

Question number	Additional page, if required. Write the question number(s) in the left-hand margin.	Examiner only

© WJEC CBAC Ltd.

BLANK PAGE

PLEASE DO NOT WRITE ON THIS PAGE

© WJEC CBAC Ltd.